
Management Report

Hythe Pier Heritage Association

23 November 2021

Prepared by Michelle Burgess

2020

Contents

Profit and Loss	3
Balance Sheet	4
Aged Receivables	5
Aged Payables	6

Profit and Loss

Hythe Pier Heritage Association 1 January 2020 to 31 December 2020

	31 Dec 20	31 Dec 19
Income		
Community Fundraising	72	13,281
Donations Received	2,472	14,362
Grants Received	10,500	14,070
Group Donations	1,586	-
Sale of Merchandise	1,278	4,354
Total Income	15,908	46,067
Less Cost of Sales		
Cost of Fundraising	351	2,457
Cost of Goods Sold	697	3,073
Project Expenditure	120	2,517
Total Cost of Sales	1,169	8,048
Gross Profit	14,739	38,019
Less Operating Expenses		
Advertising & Marketing	30	172
Audit & Accountancy fees	38	-
Bank Fees	71	-
Consulting	10,140	1,320
Depreciation Expense	309	309
General Expenses	183	-
Insurance	561	285
IT Software and Consumables	84	24
Legal Expenses	6,900	396
Pensions Costs	107	481
Postage, Freight & Courier	23	-
Printing & Stationery	-	70
Repairs & Maintenance	-	85
Room Hire and Rent	-	63
Salaries	4,583	22,917
Staff Training	-	40
Subscriptions	150	10
Telephone & Internet	115	38
Total Operating Expenses	23,294	26,209
Net Profit	(8,554)	11,810

Balance Sheet

Hythe Pier Heritage Association As at 31 December 2020

	31 Dec 2020	31 Dec 2019
Assets		
Bank		
Current Account	55,543	70,043
Paypal	269	107
Total Bank	55,812	70,150
Current Assets		
Prepayments	329	352
Stock	1,010	835
Total Current Assets	1,339	1,187
Fixed Assets		
Computer Equipment	280	280
Less Accumulated Depreciation on Computer Equipment	(140)	(70)
Fixtures and Fittings	707	707
Less Accumulated Depreciation on Fixtures and Fittings	(353)	(177)
Office Equipment	248	248
Less Accumulated Depreciation on Office Equipment	(124)	(62)
Plant & Machinery	3,662	-
Total Fixed Assets	4,280	926
Total Assets	61,431	72,264
Liabilities		
Current Liabilities		
Business Credit Card	230	-
PAYE & NICs Payable	(43)	438
Pensions Payable	(125)	125
Wages Payable - Payroll	-	1,782
Total Current Liabilities	63	2,344
Total Liabilities	63	2,344
Net Assets	61,368	69,919
Equity		
Capital - x,xxx Ordinary Shares	59	56
Current Year Earnings	(8,554)	11,810
Retained Earnings	69,863	58,054
Total Equity	61,368	69,919

Aged Receivables


Hythe Pier Heritage Association December 2020

	Current	November	October	September	Older	Total
Total Receivables	-	-	-	-	-	-


Aged Payables


Hythe Pier Heritage Association December 2020

	Current	November	October	September	Older	Total
Total Payables	-	-	-	-	-	-
Total Expense Claims	-	-	-	-	-	-
Total	-	-	-	-	-	-


TREASURER
TINA BROWN

29/11/21


SECRETARY
JILL GOWER
29/11/21



CHAIR
ANTHONY SMITH
29/11/21